


MAD DOG MONTHLY



The Official Publication of IPMS Boise, Idaho: November 2006

This months Theme Contest: "SILVER"



October meeting minutes

On the 21th, 20 Mad dogs met in the ever shrinking storage room at Hobby Town. Soon we will have to file a complaints with the Human Society. Brian Geiger brought us some news from Shocon, apparently they have an upward battle in their hands but the return a the old train station is a good signe.

The theme for next month is "silver". Ian and Kent brought a couple of Stuka by 21 sth Century Models. Those models can be obtained at Walmart for about \$15, and that is a good price for the value. Both Kent and Ian are making the masters for that company.

Model of the month

Tom Gloeckle Tom brought a 1/24 Tanya Peugeot , he used aftermarket decals to represent a car sponsored by the Belgian cigarette company Bastos.

Don Vandervoort Don did a great job representing the odd Swedish camouflaage on this 1/72 Matchbox Saab Viggen, Don also did like the kit!!!!

Bill Bailey A 1/35 Tanya M60A1E1, Bill took 3rd place at Shocon with this model.

Bill Bailey Bill got a first place at Shocon with Jeep by Academy.

Ray Sweet Another little known aircraft by Ray, this time it is a Hawker Hart in Swedish colors, a 1/32 kit by Entex.

Brian Geiger brought us two more aircrafts on a sting, a A-37 Dragonfly (Hasegawa) and a Ho 229 (Pioneer) both 1/72.

Winners for model of the month were


1st place Ray Sweet and the Hawker Hart.

2nd place Tom Gloeckle and the Peugeot.

3rd place Don Vandervoort and his Viggen



October Photo Gallery Continued...



You're Invited...

by Brian Geiger



Maybe it's the "lone wolf" aspect of scale modeling that makes modelers so irresistible to women. In an effort to stave off waves of unwanted sexual advances, another informal "group build" has been proposed. This group build will now be presented as a dialogue between Gny. Sgt. Hartman and Milton from Office Space.

WALRUS-LOOKING MODELER LIKE YOU HAD THE GUMPTION TO FORM YOUR OWN CLUB YOU WOULD HAVE PROPOSED YOUR OWN GROUP BUILD LONG AGO! THAT OPTION IS STILL AVAILABLE TO YOU DIRT BAG!!

Milton: I paid my dues to...

subject is P-51 Mustangs of the 357th Fighter Group. The good news is that there's a great amount of variety. The 357th flew B models with both framed canopies and the Malcolm hood. They also flew bubbletops with and without the dorsal tail fin. As for paint schemes, they included bare metal, partially exposed metal with OD tops, OD, and even a mix of field painted planes using whatever British colors were available. They featured nose art, kill markings, invasion stripes, and lots of personalized names. Don't let me forget, the mark of the 357th was the colorful red & yellow checkers and stripes on the nose. There are plenty of great 1/48 Mustang kits by Tamiya, Hasegawa, Accurate Miniatures, and ICM. Decals and accessories are also readily available...

"What about 1/72 scale?" CRASH!

Gny: WHICH ONE OF YOU PUKES JUST SIGNED HIS OWN DEATH CERTIFICATE?!!

Stand down sergeant! It's all right, I'll field this one. The preferred scale is 1/48. However, we understand that there are a few of you that just can't bring yourself to work in 1/48. That's fine. If you're good enough to pull it off in 1/72, more power to you. Every family has a few goofballs. Our finished Mustangs could eventually form a group entry for a local contest or for use during P-51 days at the Warhawk Museum. That's why the same scale would be ideal. However, we could probably justify using forced perspective to accommodate some 1/72 kits. Regardless of the scale, the Mustang should be a pretty quick build, making it suitable for completing within a reasonable time frame, say one month.

There is a ton 'o 357th reference material on line. Web pages such as 357thfightergroup.com & cebudanderson.com offer histories, war photo and model galleries. That's where I read up on the 357th's accomplishments such as; during the airborne landing at Arnhem in



Milton: Um... can, can I participate in the group build?

Gny: I CAN'T HEAR YOU MAGGOT. NOW SOUND OFF LIKE YOU GOT A PAIR!

Milton: Uh... who can participate in the group build?

Gny: Anyone who feels like it sweetheart, EVEN A GRABASSTIC PIECE OF AMPHIBIAN SH*T LIKE YOU!

Milton: Bu.. but, shouldn't this appeal to everyone? I was told tha...

Gny: LISTEN UP NUMB NUTS! WE'RE A DIVERSE GROUP OF MODELERS. NO ONE IS GONNA COME UP WITH A SUBJECT THAT APPEALS TO EVERYONE!

Milton: Sh... Should I split off and form my own club if this doesn't interest me?

Gny: DIDN'T YOUR PARENTS LOVE YOU PRIVATE STARFIX?! WHAT WE HAVE HERE IS AN INFORMAL INVITATION SO IT'S NOT MEANT FOR EVERYONE. IF A SLIMY

Gny: THIS IS STRICTLY AN EXTRA CREDIT PROJECT THAT DOESN'T INVOLVE ANY CLUB RESOURCES SO THERE'S NOTHING LOST IF YOU CHOOSE NOT TO PARTICIPATE!

Milton: Is there a g... good reason for me to join in the group build?

Gny: I'VE GOT 357 REASONS LADIES... NAMELY THE 357th FIGHTER GROUP. AT WARS END THEY HAD THE HIGHEST NUMBER OF ACES IN THE 8TH AF (43), FIVE OF THESE WERE TRIPLE ACES AND FOUR WERE DOUBLE. NOT ONLY THAT, THESE FLYBOYS EMPLOYED ONE OF THE BEST MACHINES IN ARSENAL. THE P-51 MUSTANG. NOW LISTEN UP AS YOUR PRESIDENT QUOTES FROM A 357 HISTORY WEB PAGE WITHOUT EXPRESS PERMISSION!

Thanks Sergeant. As you were. First off, I'm sure you've gathered by now, the

September, the 357th destroyed 50 enemy aircraft in two days. The 14th of January 1945 brought what will always be "THE BIG DAY". During a massive air battle in the Berlin area, 357th Group pilots shot down 55 1/2 German fighters. No other fighter group has even come close to this score. Notable aces of the 357th include none other than Chuck Yeager, Bud Anderson, and according to Wikipedia, George W. Bush and Chuck Norris.

Here's the plan. Start thinking about which version and scheme you'd like to do. Ian has prepared a table of aircraft profiles, cross referenced to available aftermarket decals. The table will be available during our November meeting so that modelers can sign up for a particular aircraft. Once we agree on a good starting time, we'll drop the flag and crank them out in a timely manner. At any time during the build we can swap tips and photos of our progress. Then we'll celebrate our triumphs at a following meeting that will surely impress the women. We could even submit a photo gallery for posting on the IPMS USA webpage. That's the kind of thing to put Boise on the map. It's that simple, and it will be a lot of fun. I urge as many of you possible to join in! ✪



REMINDERS

Club Officer elections

Had enough of elections? Remember that our club officer elections are coming up in the next couple months. Consider who you'd like to nominate for club officers or think about stepping up yourself. It's a great way to get your National IPMS membership and the new & improved IPMS Journal.

Coming in December

Our Christmas model expo is coming up on December 9. Don't miss out on the drawing for HobbyTown gift cards.

Newsletter articles

The group build touched on the difficulty of addressing everyone's personal subject preference. If you feel that your particular interest hasn't been getting the focus that it should, please feel free to type up a submission to the newsletter. It doesn't have to be long or monumental. Just share your thoughts and enthusiasm. Your likely to spark the interest of others and they may end up joining in on the same subject. That's one of the bonuses of the club.

Happy Thanksgiving!



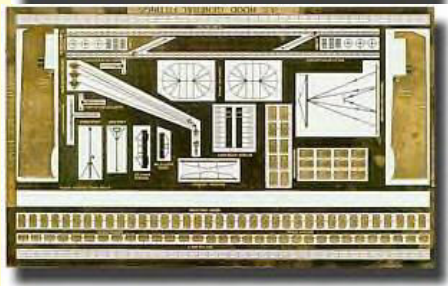
The Scuttlebutt

New kits From trumpeter the new year will bring us a 1/350 Moskva missile Cruiser and a Varyag destroyer also in 1/350. This is in addition to The previously announced Udaloy.

Gold Medal Model has released their PE for the Hood, set #350-37 Also available is the Gold plus set which is made of heavier gauge Brass and contains replacement for heavier parts such machinery (crane bases, turntable for catapult, ect,,).

Iron shipwright has released the Queen Mary in 1/350, this is not The liner but the ill fated battlecruiser that blew at the Jutland. One May wonder with the modeling world attraction to failures ! Why Why not a model of the SMS Derrflinger that sunk two british Battlecruisers and damaged a third one ?

Lion Roar (where do they get those silly names?) has released the Crests for the Hood and Bismarck, a great idea as those crest are a nice addition to display bases. They also plan to release sets for the Aoshima Takao and the Kongo (modern Aegis destroyer). Also in the to be released is a super set for the Yukikaze, it will Include brass barrels and degaussing cable plus replacement for Some of the superstructures.



Did you know?

The record for the longest range at which a ship hit a moving target belong to the HMS Warspite. In 1940 of the coast of Calabria, the Jutland veteran Scored a direct hit on the Italian battleship Giulio Cesare at the range of 26.400 yards. (15 miles, Ed.)

At the battle of Jutland the standard British shipboard rifle was the Japanese Type 30. Japan sent several thousands of those rifles to England during WWI to help the British. The British army got the naval .303 . Apparently the Japanese rifle was good enough to shoot the seagulls that were crapping on the range finders lenses.

Tip and Techniques

Most of the 1/700 scale resin ships have a tendency to have slight warpage. This can be alleviated by heating the resin, but when cooling it tend to resume its previous shape. Many modelers take care of this problem by screwing the hull to a metal plate. Some companies such as Cornbrig have resolved this problem by molding their hulls hollow, this also help keeping the cost down by using less resin.



Wanted

Interesting newsletter articles, kit reviews, dirty limericks and bawdy jokes.
Short stories, real stories,
stories you wouldn't tell your grandmother. If it happens to be funny, we'll take those too.

ASLO...

Model photos (the plastic kind you perv) of Vipers, Hornets and Eagles. Lancers and
BUFFS and Canberras. Battleships, scuttled ships, aircraft carriers, hovercraft carries.
Destroyers, submarines, ram jets and squashed jets.

ALSO...

Any cool or uncool photos of you with afore mentioned real world object.
Especially the uncool photos.

ALSO...

Any work room exposés you never got around to sending in.
We want to see your clutter!
The rest of us need a good laugh.

\$\$ Reward \$\$

Just kidding
Kept you read though, didn't it?

Please submit any and all submissions to me here at
randyhal@peoplepc.com
a.k.a. The Throne Of Power
For those of us technologically deprived, please Mail to
Randy Hall
3933 Adams Street
Garden City, Idaho 83714

Check out our web page: www.ipmsusa.org

IPMS/USA

P.O. Box 2475
North Canton, OH 44720

Name: _____ IPMS No.: _____

If Recommended by an IPMS Member, List His/Her Name and Member Number: _____

Family (Adult Dues + \$5, One Set Magazines, Number of Membership Cards Required: _____)
 Trade Member: \$21 Canada & Mexico: \$25 Other/Foreign: \$28
 Adult: \$21 Junior (17 Years Old or Younger): \$9

Signature (Required by PO): _____

Phone: _____ E-mail: _____

City: _____ State: _____ Zip: _____

Address: _____

IPMS No.: _____ Name: _____
leave blank First Middle Last

IPMS/USA NEW MEMBER APPLICATION

IPMS BOISE
3653 Wylie Lane
Boise ID 83703

